

AUSHUNT

.com.au

Australian Hunting + Shooting



- **AusHunting Stories**
- **Featured Business**
- **Product News**
- **Best of.. The Forum**
- **Best of.. The Gallery**
- **Site News + Developments**
- **Business Directory**



AusHunt - Aussie hunting!


- Hunting Stories + Photos
- Business Directory
- Discussion Forum
- Blogs and Photo Gallery
- Social networking

Visit us at www.aushunt.com.au

All rights reserved. No part of this publication may be reproduced without the prior permission in writing of the publishers. While every effort has been made to ensure the accuracy of information, the publishers ensure no responsibility for errors or omissions or any consequence of reliance on this publication. The opinions expressed in this publication are not necessary endorsed by the editor, writers or publisher. © 2013 AusHunt.

Front cover pic: Wayne Mieth

Welcome to the second e-magazine for 2013.



Hunters from NSW were shocked with the overnight abolishment of the NSW Game council in July. Many hunters from across Australia saw it as an attack on 'recreational hunting' in general.

Hunting groups, clubs, websites and forums, including AusHunt, have shown strong support for taking a stand to protect our choice of lifestyle, conservation hunting and the regional economy.

In one way, its been positive to see the amount of support from Australian hunters and the realisation that we as a group are not going to give up easy, especially in an election year.

AusHunt has never been too political as a website, we have always been about sharing knowledge and experiences for the everyday hunter but this attack did hit a raw nerve with us.

Happy hunting and voting, Aushunter

Editor: Bernie (aka Aushunter)
Publisher: AusHunt



EDITORIAL + ADVERTISING ENQUIRIES VIA EMAIL

info@aushunt.com.au

- www.aushunt.com.au
- www.facebook.com/aushunt
- www.facebook.com/groups/aushunt
- www.twitter.com/aushunt

ABN 28 162 734 928

Alpine hunting tips for New Zealand from an Aussie!

In early May 2013 at the ripe old age of 40 I hunted tahr in New Zealand. It was an amazing trip that I will never forget. My hunting mate Pete and I shot two great bulls each. I am very much an average Aussie dad with two kids and a mortgage. I don't pretend for a second to be an expert on alpine hunting in New Zealand but I thought I would put a few tips together based on what we learned on our hunt.

Where should I hunt?

You can hunt both private and public land. If you're an average bloke like me and on a budget then you're probably going to be hunting public land. Don't let this put you off though as there are plenty of areas to hunt. I reckon you could hunt New Zealand for 20 years and never see it all.

Alpine hunting in New Zealand can be divided into two regions, the east and west coast. In general the weather on the east coast (the Christchurch side) is drier and more predictable and the hills are a little easier, although still steep. There is a pretty good network of back country huts that you can stay in and access to many areas is by four-wheel drive up river beds and then walking.

In contrast the west coast climate is a lot wetter and the hills are very steep. In general, access to the hunting areas is by walking up the valley or helicopter straight to the tops. The advantage of the west coast is that tough access means less hunting pressure which



Helicopter to transport the hunters

means older animals and hopefully bigger trophies.

In our case we'd been lucky enough to draw a balloted tahr block in the Adams Range area on the west coast and the only way into this block was by helicopter. We flew in with Alpine Adventures who picked us up from the road end at the old Whataroa Bridge.

Should I pay a guide?

Yes definitely. Although you could easily organise a do-it-yourself hunt in New Zealand, unless you are very experienced with alpine conditions I think you would be crazy to do it. A guide will normally pick you up at the airport and drop you off. We might have taken some bulls on a do-it-yourself hunt but I would not have felt as safe on the hill and because two of our bulls fell into deep guts and gullies I doubt if all if our bulls would have been recovered if not for our guide. We hunted with John Royle from www.tahrhuntingguide.co.nz John was professional, hardworking and very knowledgeable.



Two happy hunters!

What else?

You have to be fit to hunt tahr. As you get older the hills seem to be steeper, trust me. Regardless of your age be honest about your weight, if you need to lose a few kilos do it but give yourself plenty of time. I started training after New Year for a late May hunt.

Its best to train specifically for the activity you'll be doing. I mainly ran and walked up the local lookout with my backpack, next time I am going to join a gym with a stepping machine as almost all the walking you do will be uphill or downhill. Distances that you walk will generally be less than in Australia, but will be much harder.

You will need good equipment but don't go overboard. I didn't have a huge budget for this hunt, with the exception for boots and a raincoat I made do with the gear that I already owned.

Avoid cotton clothing like the plague. Cotton holds water and is cold when it's wet. Polar fleece and thermals are must haves for alpine hunting. I prefer wool thermals as they are warm and don't smell after a day or two like polypro thermals do. Take at least one

wind proof fleece layer (as well as 3-4 conventional fleece layers) and good rain gear as well.

I took my Ruger 30/06 with 150g hand loads. I would have liked to mount a new higher power scope but the leupold 3-9 X 40 that its worn for years worked well. I practiced longer shots before the hunt and sighted it in to be 75mm high at 100m, this put the point of impact at 230m. Although it would be nice to have a specialised rifle for alpine hunting its not really necessary. John our guide uses a Winchester Featherweight in 308. You do need a calibre with some punch as tahr are a strongly built animal. Anything from 270 upwards would be fine. The bottom line is take a rifle that you shoot well with.

Good boots are as essential as fitness training. You need boots that have a stiff sole "or shank" across the bottom. A rigid boot helps you to keep your footing in steep country. A lot of boots used in Australia are too light and have too much flexibility. This makes them tiring on the legs and joints and also makes them unsafe on the hill. I used Meindl Island Pro and I was very happy with them.

Troy Crittle



Typical landscape



WINCHESTER
AUSTRALIA

**SUPERIOR QUALITY.
LEGENDARY PERFORMANCE.**

CLUB STORE CLEARANCE

UP TO
50%
OFF



was \$99.95
\$49.95



was \$169.95
\$79.95



was \$89.95
\$39.95



was \$39.95
\$24.95

**STOCKS
AND SIZES
LIMITED**



was \$189.95
\$99.95



was \$119.95
\$69.95



was \$179.95
\$89.95

Scan tag on your smartphone to visit the Winchester Online Store.
(scan by downloading Microsoft Tag app.)





My first rabbit kill

★ My First Rabbit

It was a cloudy evening when my father and I walked out into the paddock that would hold my first ever rabbit kill. As we walked out to the centre of the paddock MILLIONS of rabbits bounded around and away from us, we were unnerved as to whether we would be able to take a shot at one, the creatures were everywhere. We were approaching a stump complete with log when a rabbit bounded out from right in front of us. I was very surprised but this was normal at our farm, rabbits jump out from all sorts of places and they are either shot or ignored.

Once we reached the stump Dad spotted a pair of rabbits 50 metres away looking innocent **but we knew the damage they did to Mum's garden.** I slinked over to the left of the stump and used it as a rest for the Winchester Lever Action 22 Magnum. I aimed and fiddled for 3 minutes or so to get the gun into prime position. The rabbit was in my line of fire and was destined to go down. And

down it did. I fired and the rabbit hit the ground and started to buck and wriggle. As i unloaded the gun Dad ran over to the rabbit and declared that it had been shot straight through the back. This was my first rabbit that i had ever shot and the second animal i had ever shot at. I was exhilarated and carried my game back to our hunting shed where it was inspected and photographed. Since then I have shot 1 other rabbit which was an instant kill, through the heart shot with the same gun (a favourite of mine).

★ Rosie Brodie, 13 years old.

AUSHUNT
Australian Hunting + Shooting




Bow Hunting Feral Cat

It was 5:30 am, on a Tuesday morning when I got back from my morning jog where I saw this huge feral cat in the hay shed. I have been after him for a while, **since he was killing all the native birds round the house** and all the rabbits. I have set traps to capture the cat a few times but he was smart.


However this particular morning, after I saw him I ran back home and grabbed my compound bow and camouflage gear. As soon as I got back to the hay shed, I sat in a bush nearby and waited and waited. He came out but it was still dark and I couldn't really take a clear shot. So I managed to quietly sneak up to a hay bale that was on the ground in front of the hay shed. I waited a while until the feral cat came out from hiding, I was only 10 metres away from this huge feral cat and this was the only chance I had.

I slowly stood up and drew my bow back. I had my sights locked on the feral cat as it stopped and looked right at me, then I released the two blade broad head straight at the feral cat. I heard a thud and the feral cat run back into the hay. I thought I had missed the cat. I went up to the hay bale where he was, and there was a hole in the shed from my arrow. I went back home disappointed because it was almost time for school.



My first feral cat taken with the compound bow!!!

As soon as I got home, my dad had told me I got him as he was just outside the hay shed. I went straight to the hay shed and there he was laying on the ground. The arrow had gone straight through him and the iron of the shed, as I found my arrow outside sticking out of the ground.



I was stoked to have taken down my first feral cat with the bow!!!!

Marcus Farrow, 17 years old.

My new wingman!

I do a lot of hunting but very rarely get the chance to take my 8 year old son with me. Last weekend I planned to take him out on the Sunday morning - Early... But oh did it pour like crazy all day Saturday and into the night.

Although we had everything all packed and ready the night before I was fully expecting not to go on Sunday morning.

4am came around and YES it was still raining, but I woke Hayden and he was out of bed faster than I have ever seen before.

We drove out to the state forest to a spot we had planned out, as Hayden had never been out with me before I was unsure how he would handle being in the field.

I took the time to explain to him each time that I stopped and listened what it was I was listening for. At one point (only an hour into our morning) we spotted a flock of birds take off in front of us BUT fly at us.

I explained to Hayden to stand still for a few moments as we dont know why they



Hayden, 8 years old

flew off and it might be a fox.

Right on cue Hayden spotted the fox crossing an opening between some shrubs not far out in front, he kept calm and we got a shot off and it was a very proud moment.

We also scored a few rabbits throughout the morning and over-all a great first day out with my new wingman!

Craig Ingram



Rockjaw Tours - Flinders Island

[Rockjaw Tours](#) is based on Flinders Island in Bass Strait.

This is an hour flight from Melbourne and half an hour from Launceston Tasmania.

Rockjaw Tours is the only company that offers Cape Barren Goose Hunting as part of the Tasmanian Parks and Wildlife Cape Barren Goose management program.

Rockjaw Tours also owns the hunting rights to Vansittart Island where they hunt Brown Quail from May until the end of June.

Also available to hunt with Rockjaw Tours on Flinders Island are Wallaby, Turkey, Peacock and Pigs all year around and Ducks in season.

Flinders Island also offers some of the best beach fishing anywhere in the world.

They offer comfortable modern accommodation world class meals and a friendly guiding service.

Rockjaw has been in business guiding on Flinders Island for 20 years.



This is one of the best kept secrets in Australia!





The Global Leader
in Infrared Cameras



NEW!

Scout PS-Series

Change the way you see the great outdoors!

If you love the great outdoors, you will love the new FLIR Scout PS – the little thermal handheld camera that lets you see in total darkness.

The power of the Scout PS - Series gives you the freedom to explore nature in vivid thermal detail – 24/7. In total darkness Scout can spot a man-size object up to 315m away – try doing that with night vision goggles!

Weighing just 340g, the FLIR Scout PS is compact, robust and simple to use.


FLIR Scout will join the SatPhone, EPERB and GPS as the 'must-have' safety devices for people involved in outdoor pursuits such as hunters, outdoor educationalists, tour operators, 4WD touring, park rangers, bushwalkers, bird watchers, police, emergency service workers, military, mining, security operators and farmers.

FLIR Scout. The true bush master.

Day



What you see



What FLIR sees

Night



What you see



What FLIR sees

FLIR Systems Pty Ltd. 10 Business Park Drive, Notting Hill, Victoria 3168, Australia
Tel AU: 1300 729 987 NZ: 0800 785 492 Email: info@flir.com.au www.flir.com

Disclaimer: Images for illustrative purposes only. Specifications subject to change without notice.

► **Firearms guide DVD**



Firearms Guide: 4th Edition is the world’s most extensive firearms, ammo and air guns reference guide (encyclopedia) and gun schematics library on DVD for PC and Mac. Firearms Guide is the ultimate tool to search, find, identify and research civilian and military guns from all historic eras.

The 4th Edition of [Firearms Guide](#) presents over 57,000 guns and ammo (including 2013 models) from 630 manufacturers worldwide.

► **BOOMsticks ‘n’ Billy Lids**
Gun Safety for Kids and Parents.

The author has been a safety-conscious gun owner/shooter for nearly four decades. The author is most certainly qualified to talk about gun safety.

Especially, given his experience of having carried a “ready-to-fire” firearm for 25,000 + hours in his previous profession, often “under adversely challenging conditions”, and without any breaches of safety.

The author’s new educational/entertaining gun safety book comprises 48 pages featuring: a children’s section containing poetry, short story, illustrations, puzzles/creativity challenges, photographs, interesting facts, science, safety slogans & acronyms;

PLUS: A BONUS section for Parents containing numerous facts, figures & graphs (based on current Millenium statistics of Australia, USA & other countries from the years 2000 to 2011



inclusive), myths, acronyms, poetry, photographs & practical gun safety tips.

To our knowledge, this is Australia’s 1st family [gun safety book](#) also available in eBook format, and also the first to feature such an excellent variety of contemporaneous content with respect to gun safety.

Bob Stocker B.Eng. (Hons)
bobstocker@hotmail.com

► Marlin 336W Blue Lever Rifle (30-30)



The no frills hunting machine, and workhorse of outback Australia! Packs plenty of punch for a variety of game and enjoyed by many hunters.

Features include:

- Lever action
- Side ejection port
- 6 shot tubular magazine
- Blued finish
- Walnut finished hardwood stock
- 20" barrel
- Open sights
- Hammer block safety
- Picatinny rail and scope mounts included
- 2 year manufacturer's warranty

Available instore now at [North QLD Hunting and Fishing supplies](#).



MAN VS WILD®



Stockist of camouflage products.

Specialising in ghillie suits and pop up hunting blinds starting at only \$99 each

Buy online at www.manvswild.com.au

New website live from 16th September 2013

sales@manvswild.com.au

Pleasant surprise whistle up

Started by vicfox, Jul 23 2013

I haven't been calling as hard this year and even had a couple of locations that I'd not visited, although Sunday I had a family commitment to meet but on the way I stopped off around 2.30 pm to give one such place a call.

I set up downwind and windy it was but I'd always done well there in the past, just a bit late in the year for whistling which clashes with the fox mating season and usually spells the end of much interest in any response to a distress sound.

My confidence wasn't high but I'd set the camera up and started off the whistling with the Tenterfield trying to remain optimistic watching the area ahead of me which was a fenced gully holding lots of cover amidst sheep country.

My attention was quickly drawn to something running my way along the fence line but it dashed into the cover.

Reviewing the footage later i believed it to be a rabbit although I was sure it was a fox, minutes passed without it reappearing.

I gave a few minutes between whistles that only ever last a couple of breaths without and without time to squeeze in



Watch the video at <http://youtu.be/xmzPN6eUj64>

another stand location before meeting my 3.30 pm appointment I persevered where I sat.

I had the camera recording for most of the session so maybe I was more confident subconsciously than I recall but just as well because at the exact place I saw movement earlier I see movement and this time it was clear that it was a fox. Again cover was the chosen avenue so i needed to wait anxiously for it's reappearance.

It wasn't long before the fox popped out of the cover seating itself to survey the situation before badging in. To prompt it in I implemented the technical lip squeak but battling the wind I had to up the volume to draw a result and once the pitch cut through the wind the Fox raced towards me.

For the rest of the story you'll have to [watch the clip](#) as my one finger typing has my pointer down to the second knuckle!!

Hunting and Working Dogs



PUPS AVAILABLE NOW PLEASE CONTACT TROY ON 0448 680 035

.577 2 3/4 Light Nitro Hunt This Arvo

Started by [268](#), Jun 28 2013

Took the new double out for a hunt this arvo. Had a problem bull that needed to go at a mates place so thought the double would be perfect.

Found a small group of pigs first and dropped a large sow at 25m.

About an hour later Tammy spotted the bull and I shot him from 40m, the first shot knocked him down but he got up so I gave him another and it was all over. Recovered the first projectile.

Shoots woodleigh 650 grain projectiles @ 1665 fps. Awesome! Mick



Greener Empire .577 2 3/4 nitro
express Mak and bull



Queens B'day Boars

Started by [ant762](#), Jun 20 2013

I went up to a friends property over the long weekend and managed to nail two young boars. I haven't seen many boars up there in the past so was it a nice surprise to finally get some.

The first one was taken when I was out rabbit shooting with my cz527 22 hornet. He was a ranged distance of 165 yds across open country and the wind was at my back. I thought if I don't take a shot he will catch my scent. So I leant against a tree and gave it to him right below the ear hole. The little 35grain vmax put his lights out instantly. You bloody ripper the hornet strikes again.

The second one was taken at a ranged distance of 268 yds with my ruger hawkkey tactical 308. I was parked on top of a big hill overlooking an open valley



when the young boar walked out into view.

He was too far for me to have a shot so I walked down the fence line a bit and got to a nice big post which I used for a rest. He had started to make his way back to where he came from when I sent him a special delivery of Woodleigh 130 grain projectile. The shot hit him in the shoulder and he was down for the count.

I was stoked to get two boars even though they are young ones. I butchered them up back at camp and spent the next day relaxing knowing the engal was full.

Pig Busting Mission 2013

Started by [John Rambo](#), Jun 12 2013



Watch the video at <http://youtu.be/Vw5bV3poDZE>

It was time to head North West and smash some Boars with the Duke who has the best shot of the shoulder I have seen.

With most of the farmers waiting for rain and the crops had not been sewn pig numbers were down and from all reports big numbers of pigs had headed to Moree as the rain gods had been kind over that way.

Lucky the farm I hunt on had just sewn their new crop in and it had rained the week before so the pigs had started to come in.

Anyway about 60 pigs had bitten the dust by the fourth day and I will let the [video](#) and pics tell the story.

Met some great pig dog hunters from Narromine as well, we all teamed up on Sunday for a pig hunt there were about 8 quads and two Can-Ams armed with a set of dogs ready to go.

Anyway hope you enjoy.

HOTTEST FORUM TOPICS!

- [2013 Rice Season](#)
- [Big scare with the dog yesterday](#)
- [7.62 X 39 ?](#)
- [Deer snags and jerky help](#)
- [Close but no cigar](#)
- [Lets take this beast hunting](#)
- [Seeing snares](#)
- [Cheap scopes are fine](#)
- [Is The Game Council on the way out](#)
- [Modified my top eject 30-30](#)
- [204 Ruger owners](#)
- [Nepean night shoot July 26th](#)




For more information contact:
 Chris Rhodes
 Phone: 0427 596 506
 Email: chris_rhodes@bigpond.com
 WEB: rockjawtours.com.au



[dutchhunt](#)



[Samshootingman](#)



[gafloss](#)



[sinbadpaul](#)



[dutchhunt](#)

SAVE TIME AND PREVENT RUST!

If you are short of time to oil your firearm, Zerust Vapor Capsules will protect your valuable possession using the latest technology in corrosion protection.

Our patented capsules contain proprietary vapor corrosion inhibitors (VCI) that protects metal surfaces from rust and corrosion while in an enclosed space or container. Zerust VCI's fill the air and attach themselves to all exposed metal surfaces. Once the enclosed space is introduced to open air the harmless VCI molecules vaporize from the metal leaving all surfaces clean, dry and corrosion free. Wood and wood finishes are totally safe.

No oil, No mess the better way to store your firearms.



Simply place a capsule in your gun safe and it will protect all metal surfaces inside and out from rust and corrosion for one year.

The Zerust corrosion vapor inhibitors provide ultimate protection

- Inexpensive
- Odorless
- Non-toxic
- Harmless to the environment
- Proven performance

Zerust means NO RUST

www.zerust.com.au

Website news + developments...



■ Support Australian Hunters Day, 14th August 2013

After a rally was organised by Mick Zoro in Sydney to 'Save hunting on public land' we had the idea that we could also show our support and encourage others to show their support by sending a coordinated Blaze Orange message through social media.



Photos by Glen Kremer

We developed some basic images and slogans that anybody could like, share, tweet or email to their local member, ministers or media outlets to create extra awareness on the day of the rally at 12pm, making it easy for anyone to participate.



Social media gives hunters a chance to be more united and get our message across, as with the rally, the more people that get involved then the bigger statement we will make. Its never too late to send a message or write your own letter to your local member and we will leave this page up to support future events. Thanks for your support.

www.aushunt.com.au/supportaustralianhunters

From the AusHunt sites only

- Facebook reach 6224
- Facebook likes 278
- Facebook shares 364
- Twitter retweets 53
- Twitter #tags 19
- emails unknown.....

Check the [Forum](#) or [Facebook](#) for Latest Competitions

AUSHUNT

Australia's Hunting Business + Products Directory

Search for Australian hunting outfitters and retailers in your area, book your next hunt or buy Australian products and services.

Please support our directory suppliers



[Winchester Australia](#)



[FLIR Systems](#)



[Horsley Park GS](#)



[MyGunYourGun](#)



[Helihunt](#)

[Auspit](#)

[Bighorn Safaris](#)

[High Country Hunting Lodge](#)

[Herne Lodge](#)

[LJ Hunts Australia](#)

[Grunter Custom Plates](#)

[Maryvale Safaris](#)

[North QLD Hunting Fishing Supplies](#)

[On the hunt ebook](#)

[Outdoors Warehouse](#)

[Radio Systems Australia - Sportdog](#)

[Rockjaw Tours](#)

[SamHuntVic](#)

[Victorian Deer Hunter Magazine](#)

Is your business listed? Register today!

You can add a FREE Business Listing or upgrade starting at \$125 p/yr which will add your logo, short description, website address, improve your google ranking and more! Feel free to email info@aushunt.com.au for any assistance.

*International Safari operators are welcome to list.

[**www.aushunt.com.au/directory**](http://www.aushunt.com.au/directory)

